

PRODUCT NUMBER
76382-YXXLF

PLATING

RoHS COMPATIBLE, SEE NOTE 7

NUMBER OF POSITIONS : 02 TO 36

3=0.76μm GOLD/GXT ON CONTACT AREA

2μm MIN MATTE TIN ON TAIL

1.27μm Ni MIN UNDERPLATING

NOTES:

1. BODY MATERIAL: POLYESTER 30% GLASSFILLED COLOR BLUE, FLAME RETARDANT PER UL-94 V0.

2. CONTACT MATERIAL: PHOSPHOR BRONZE.

3. 15N MIN PIN RETENTION IN EITHER DIRECTION

4. 0.6 MAX PROTRUSION PERMITTED AT 4 PLACES

5. PACKAGING :

- POLYBAGS FROM 02 TO 06 POSITIONS
- TUBE FROM 07 TO 36 POSITIONS

6. TO DETERMINE DIMENSIONS :

N = NUMBER OF POSITIONS PER ROW

EXAMPLE : 8 POS $N \times 2.54 = 20.32\text{mm}$

7. RoHS COMPATIBLE PRODUCT SPECIFICATIONS

a - PLATING:

- "LF" MEANS THE PRODUCT IS LEAD-FREE, 2μm MINIMUM MATTE TIN OVER 1.27μm MINIMUM NICKEL UNDERPLATE.

b - MANUFACTURING PROCESS COMPATIBILITY

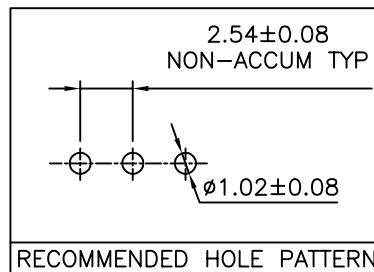
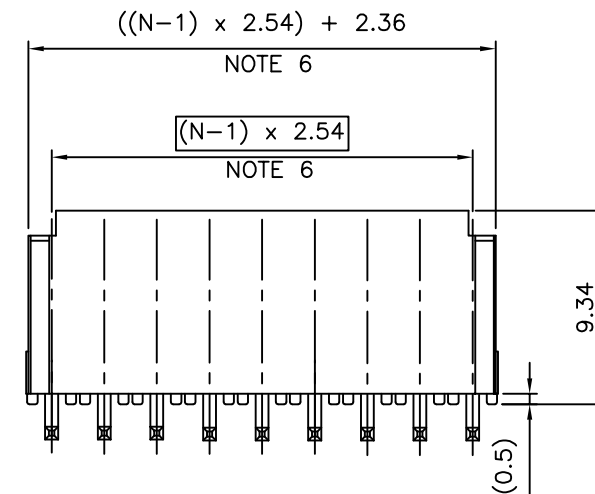
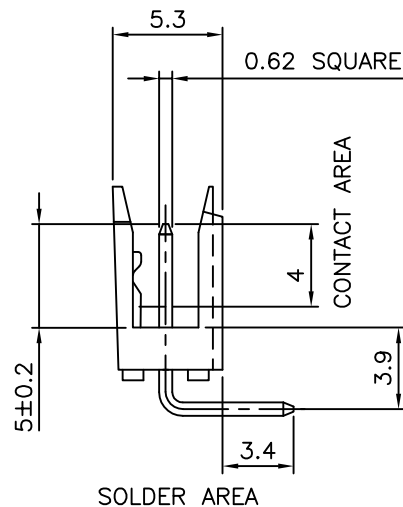
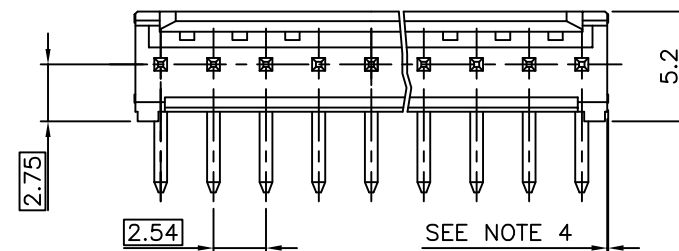
- THE HOUSING WILL WITHSTAND EXPOSURE TO 245°C ±5°C SOLDER BATH TEMPERATURE FOR 5 SECONDS IN A WAVE SOLDER APPLICATION WITH A 1.6mm MIN THICK CIRCUIT BOARD.




c - LABELING:

- MEETS PACKAGING SPECS AS PER GS-14-920

d - LEGAL STATEMENT: SEE GS-47-0004

TOP VIEW



mat'l. code SEE NOTE				surface ISO 1302 ✓		tolerance ISO 406 ISO 1101		projection 		product family DUBOX			
ltr	ecn no	dr	date	tolerances unless otherwise specified					mm	title			
S	F-21810	AMA	15.06.19	angles	linear	.X ±0.3				SHR. HEADER			
						.XX ±0.15				RA SR TMT			
L	F05-0117	LMU	05.01.27			.XXX ±0.05				scale 5:1			
M	F05-0244	JCO	05.09.06	dr		D.LE	01.01.24		dwg no	sheet 1 of 1		size	
N	F06-0228	LMU	06.07.11	engr		JM.C	01.01.24			76382		A3	
P	F08-0147	YOV	08.04.14	chr		JM.C	01.01.24						
R	B-19285	AMA	14.11.03	appd		JF.N	01.01.24			type CUSTOMER Drawing			
sheet index	revision sheet												

Mouser Electronics

Authorized Distributor

Click to View Pricing, Inventory, Delivery & Lifecycle Information:

[FCI / Amphenol:](#)

[76382-305LF](#)