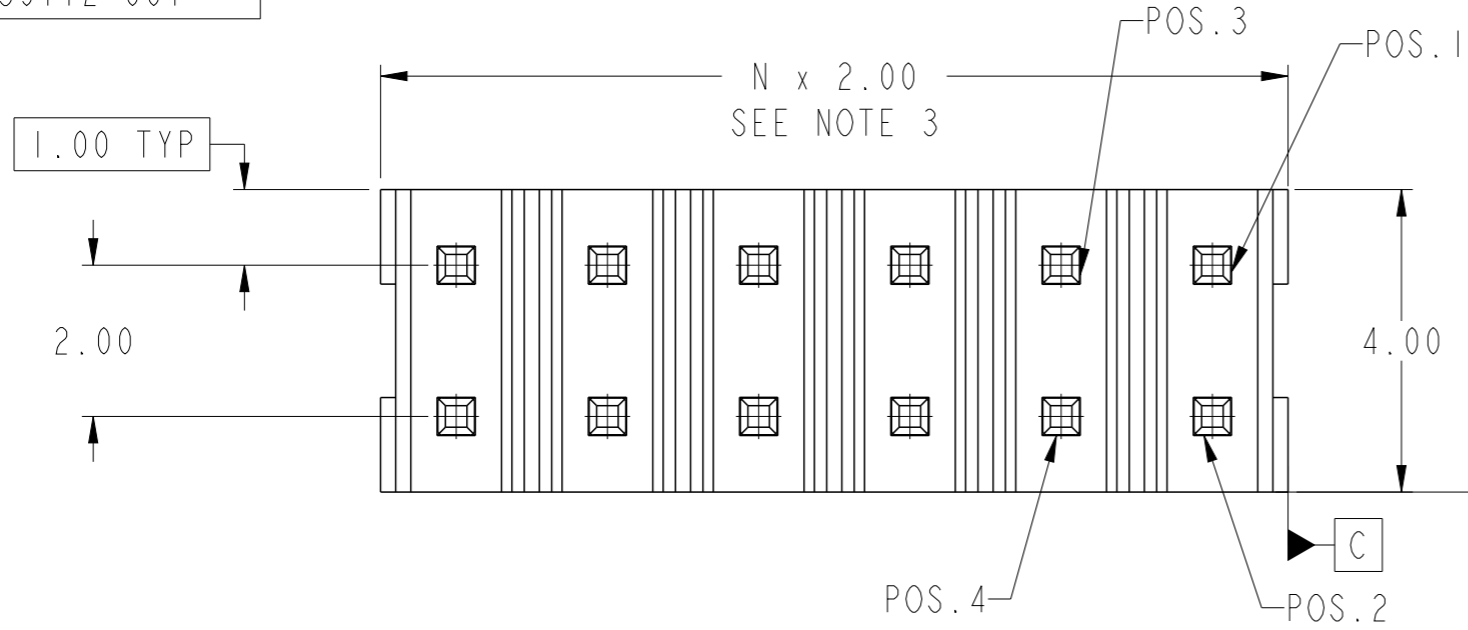
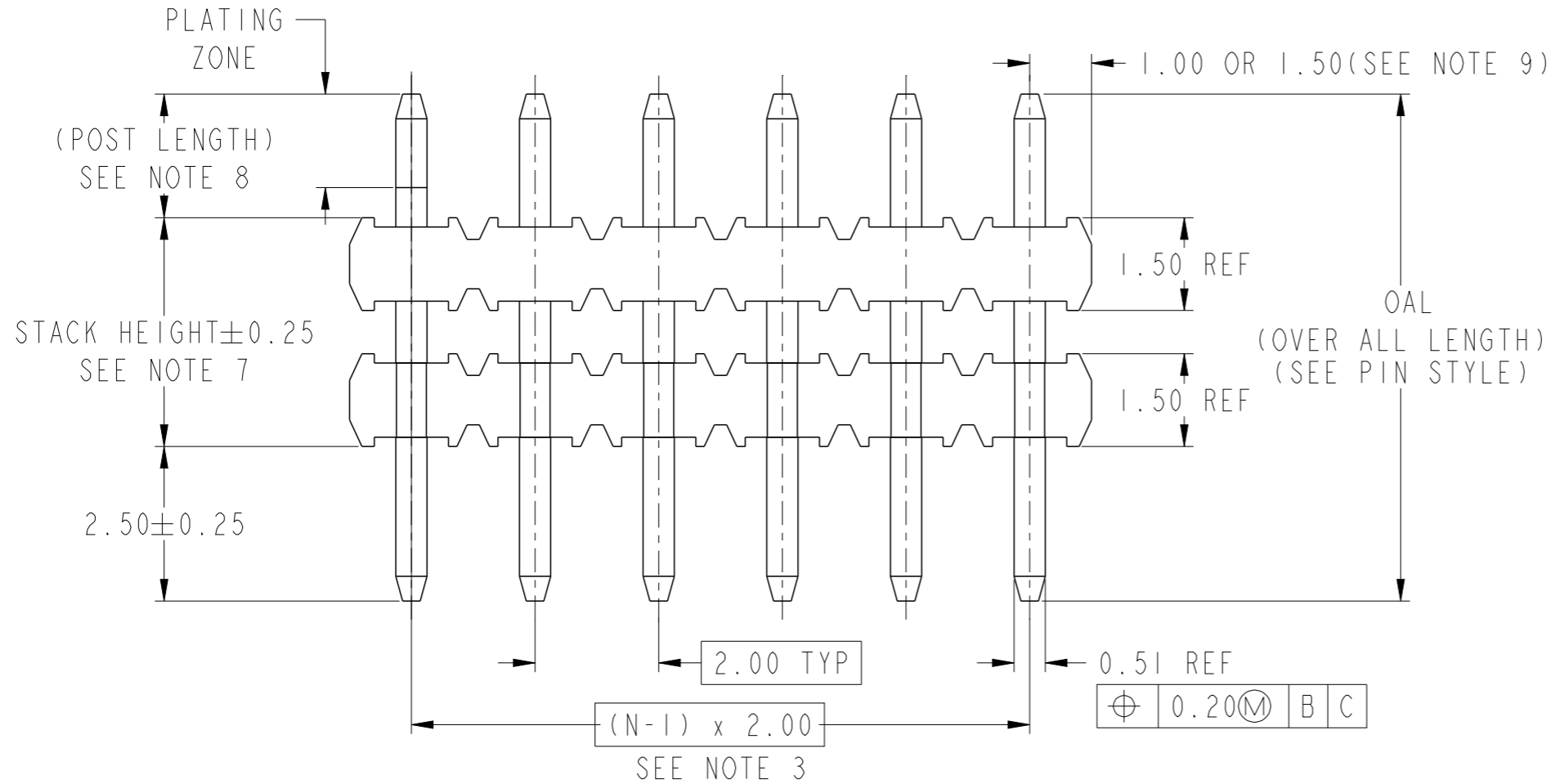


PRODUCT NUMBER
59112-001

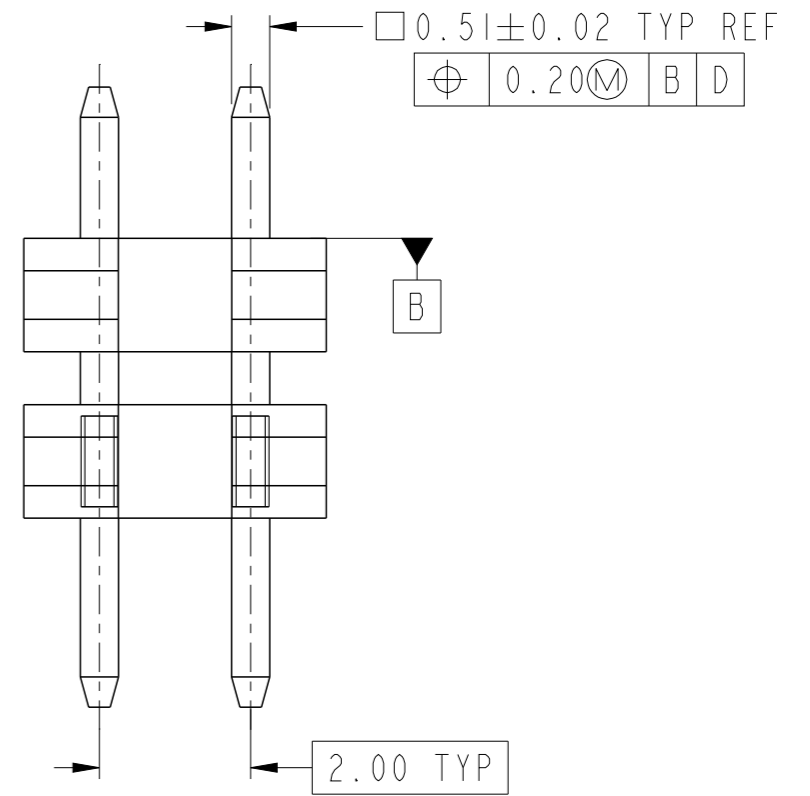
A



B



C



D

spec ref	-	dr	wcadmin	2010/10/31	projection	MM	size	A3	scale	10:1	
tolerance std	ISO 406 ISO 1101	eng	Guo-Min Sun	2013/12/12			ecn no	ELX-N-16500-1			
TOLERANCES UNLESS OTHERWISE SPECIFIED		chr	-	-			product family	MINITEK	rel level	Released	
surface	ISO 1302	appr	Rick Bian	2013/12/12			dwg no	59112		rev	N
	linear	0.X	±0.5		2.00MM UNSHROUDED HEADER BOARD TO BOARD THRU-HOLE		cat. no.	-	Product - Customer Drw	sheet 1 of 2	
		0.XX	±0.25								
	angular	0°	±3°								

PRODUCT NUMBER
59112-001

PRODUCT NUMBER DESCRIPTION :
59112- X XX - XX - XXX XLF

PLATING
S = 0.38um GOLD ON CONTACT AREA
0.38um GOLD ON TAIL

G = 0.76um GOLD ON CONTACT AREA
0.76um GOLD ON TAIL

F = 0.20um GOLD ON CONTACT AREA
0.20um GOLD ON TAIL

T = 0.76um GOLD ON CONTACT AREA
2.54um 100% MATTE TIN ON TAIL

K = 0.76um GXT ON CONTACT AREA
2.54um 100% MATTE TIN ON TAIL

R = 0.38um GXT ON CONTACT AREA
2.54um 100% MATTE TIN ON TAIL

LEAD FREE (SEE NOTE 11)
RETENTION (SEE NOTES 6 & 10)
R: RETENTIVE LEG
STACKER HEIGHT (SEE NOTE 7)
PACKAGING: - = BAGS
(SEE NOTE 5) U = TUBES
P = TUBE WITH PICK-UP CAP
A = TAPE & REEL WITH PICK-UP CAP
POSITIONS PER ROW = "N"
(02 TO 25)
OMIT FROM PRODUCT NUMBER FOR
LEAD FREE WITH RETENTIVE LEG PRODUCT

PIN STYLE	OAL
22	08.2
24	09.6
26	10.2
28	11.8
30	13.5
32	14.1
34	15.6
36	17.1
38	19.1
40	21.1

- RETENTION LEG:
2.3kg MAX INSERTION FORCE AND 1 kg MIN RETENTION FORCE PER RETENTIVE PIN USING 1.57 THICK CIRCUIT BOARD AND RECOMMENDED HOLE PATTERN. RETENTIVE LOCATION AT THE DISCRETION OF THE MANUFACTURER. RETENTION IS TWO PINS PER PART ADJACENT TO ONE ANOTHER.
- STACK HEIGHT IS DETERMINED BY CUSTOMER APPLICATION REQUIREMENTS. SPECIFIED IN mm. EXAMPLE: 3.7mm STACK HEIGHT=59112-XXX-037X.
- POST LENGTH IS DETERMINED BY: (OAL)-(2.50)-(STACK HGT.)=POST LENGTH. MINIMUM MATING LENGTH TO BE 2.0mm
- DIM 1.0 APPLIES TO MOLDED SIDE(S) ONLY. IF SIDE(S) ARE BROKEN, DIM 1.5 MAX APPLIES.
- OMIT FROM PRODUCT NUMBER IF FEATURE IS NOT APPLICABLE.
- P/N:59112-XXXLF IS SAME AS P/N:59112-XXX. THE SUFFIX 'LF' IS ADDED FOR EASY LEAD FREE IDENTIFICATION.
- THE HOUSING WILL WITHSTAND EXPOSURE TO 255°C PEAK TEMPERATURE FOR 10 SECONDS IN A CONVECTION, INFRA-RED OR VAPOR PHASE REFLOW OVEN.
- THE HOUSING WILL WITHSTAND EXPOSURE TO 260°C PEAK TEMPERATURE FOR 10 SECONDS IN A WAVE SOLDER APPLICATION WITH A 1.57MM MINIMUM THICK CIRCUIT BOARD.
- THIS PRODUCT MEETS EUROPEAN UNION DIRECTIVES AND OTHER COUNTRY REGULATIONS AS DESCRIBED IN GS-22-008.

- NOTES:
- MATERIAL HOUSING: HIGH TEMPERATURE THERMOPLASTIC
UL 94V-0, COLOR BLACK
 - MATERIAL TERMINAL: COPPER ALLOY
 - TO DETERMINE DIMENSIONS:
N=NUMBER OF POSITIONS PER ROW
EX.: 10 POS., N x 2.00 = 20.00 TOTAL POSITIONS
 - 0.9kg MIN. PIN RETENTION IN EITHER DIRECTION.
 - PACKAGING;
(A) STANDARD PACKAGING: IN POLY BAGS.
(B) SPECIAL PACKAGING: IN TUBE OR TAPE AND REEL.
FOR TUBE AN OPTIONAL PICK-UP CAP IS PROVIDED AT THE CENTER OF THE PRODUCT FOR PICK AND PLACE APPLICATIONS.
PICK-UP CAP IS STANDARD IN TAPE AND REEL.
FOR ALL SPECIAL PACKAGING, FCI MUST BE CONTACTED FOR AVAILABILITY IN SIZE REQUESTED.

Copyright FCI.

spec ref	-	dr	wcadmin	2010/10/31	projection	MM	size	A3	scale	5:1	
tolerance std	ISO 406 ISO 1101	eng	Guo-Min Sun	2013/12/12		← →	ecn no	ELX-N-16500-1			
surface	linear	chr	-	2013/12/12			product family	MINITEK	rel level	Released	
	angular	appr	Rick Bian		2.00MM UNSHROUDED HEADER		dwg no	59112		rev	N
					BOARD TO BOARD THRU-HOLE						
					www.fci.com	cat. no.	-	Product - Customer Drw		sheet 2 of 2	

Mouser Electronics

Authorized Distributor

Click to View Pricing, Inventory, Delivery & Lifecycle Information:

FCI / Amphenol:

[59112-G22-25-037LF](#) [59112-G24-25-051LF](#) [59112-G26-25-057LF](#) [59112-G28-25-073LF](#) [59112-G30-06-066LF](#)
[59112-G30-25-090LF](#) [59112-G32-25-096LF](#) [59112-G34-25-111LF](#) [59112-G36-10-100LF](#) [59112-G36-25-126LF](#)
[59112-G38-17-120LF](#) [59112-G38-25-146LF](#) [59112-G40-12-140LF](#) [59112-G40-25-166LF](#) [59112-S32-08-051LF](#)
[59112-F24-05-060LF](#) [59112-F28-12-055](#) [59112-F30-05-070LF](#) [59112-F30-10-070LF](#) [59112-F32-15-085](#) [59112-F32-](#)
[20-085](#) [59112-F38-02-146R](#) [59112-F38-20-155LF](#) [59112-F38-25-155LF](#) [59112-F40-07-166LF](#) [59112-G22-15-032](#)
[59112-G24-05-060LF](#) [59112-G24-08-050](#) [59112-G24-10-035LF](#) [59112-G28-07-055](#) [59112-G28-14-055](#) [59112-G28-](#)
[14-055LF](#) [59112-G28-22-055](#) [59112-G28-25-055](#) [59112-G30-05-050](#) [59112-G30-05A067](#) [59112-G30-05A067LF](#)
[59112-G30-07A067](#) [59112-G30-07A067LF](#) [59112-G30-10-070LF](#) [59112-G30-10A067](#) [59112-G30-11A067](#) [59112-](#)
[G30-12A067](#) [59112-G30-12A067LF](#) [59112-G30-17A067](#) [59112-G34-15-098](#) [59112-G34-22-100](#) [59112-G36-10-](#)
[120LF](#) [59112-G36-15-100](#) [59112-G36-22-100](#) [59112-G36-25-100LF](#) [59112-G38-25-125LF](#) [59112-G38-25-132](#)
[59112-G40-04-125LF](#) [59112-G40-06-159LF](#) [59112-G40-10-120](#) [59112-G40-13-120](#) [59112-G40-16-159LF](#) [59112-](#)
[G40-20-150LF](#) [59112-G40-21-155](#) [59112-G40-23-120LF](#) [59112-G40-25-120](#) [59112-G40-25-159LF](#) [59112-S24-05-](#)
[060LF](#) [59112-S28-25-058](#) [59112-S28-25-058R](#) [59112-G28-22-055LF](#) [59112-S26-10-045LF](#) [59112-G30-06-066](#)
[59112-G38-17-120](#) [59112-G40-12-140](#) [59112-F36-08-011LF](#) [59112-F24-02-030LF](#) [59112-F30-06-038LF](#) [59112-G32-](#)
[07-082LF](#) [59112-F40-02-140LF](#) [59112-F32-09-048LF](#) [59112-F36-03-094LF](#) [59112-F36-05-106LF](#) [59112-F40-20-](#)
[160LF](#) [59112-G40-15-127LF](#) [59112-F32-18-076LF](#) [59112-F40-05-140LF](#) [59112-T40-20-090LF](#) [59112-F40-08-135LF](#)
[59112-T40-24-140LF](#) [59112-F36-09-066LF](#) [59112-T40-20-140LF](#) [59112-F28-05-064LF](#) [59112-F36-08-106LF](#)
[59112-F40-20-155LF](#) [59112-F34-18-076LF](#) [59112-F40-22-140LF](#) [59112-F36-04-094LF](#) [59112-G30-05-065LF](#) [59112-](#)
[F30-05-038LF](#) [59112-T40-17-147LF](#) [59112-T38-10-135LF](#) [59112-T36-02-115LF](#) [59112-K38-11A090LF](#)