

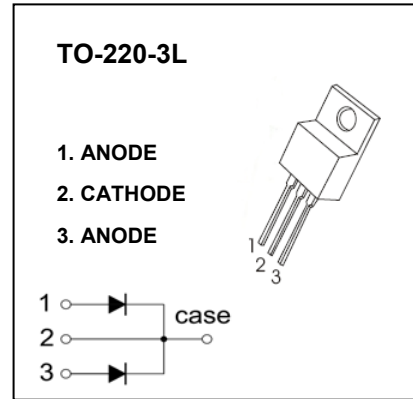


**TO- 220F SCHOTTKY BARRIER RECTIFIERS**

**MBR3045**

**FEATURES**

- Schottky Barrier Chip
- Guard Ring Die Construction for Transient Protection
- Low Power Loss,High Efficiency
- High Surge Capability
- High Current Capability and Low Forward Voltage Drop
- For Use in Low Voltage,High Frequency Inverters,Free Wheeling,and Polarity Protection Applications



**ELECTRICAL CHARACTERISTICS (Tamb=25°C)**

Characteristic	Symbol	MBR3045CT	Unit
Peak Repetitive Reverse Voltage	$V_{RRM}$	45	V
Working Peak Reverse Voltage	$V_{RWM}$		
DC Blocking Voltage	$V_R$		
Average Rectifide Output Current	$I_c$	30	A
Maximum Instaneous Forward Voltage @ $I_F=20A, T_c=25^\circ C$ @ $I_F=20A, T_c=125^\circ C$ @ $I_F=30A, T_c=25^\circ C$ @ $I_F=30A, T_c=125^\circ C$	$V_F$	0.65 0.62 0.76 0.72	V
Peak Reverse Current @ $T_c=25^\circ C$ at Rated DC Blocking Voltage @ $T_c=125^\circ C$	$I_R$	100 250	$\mu A$
Operating and Storage Temperature Range	$T_j, T_{stg}$	-55 to +150	$^\circ C$

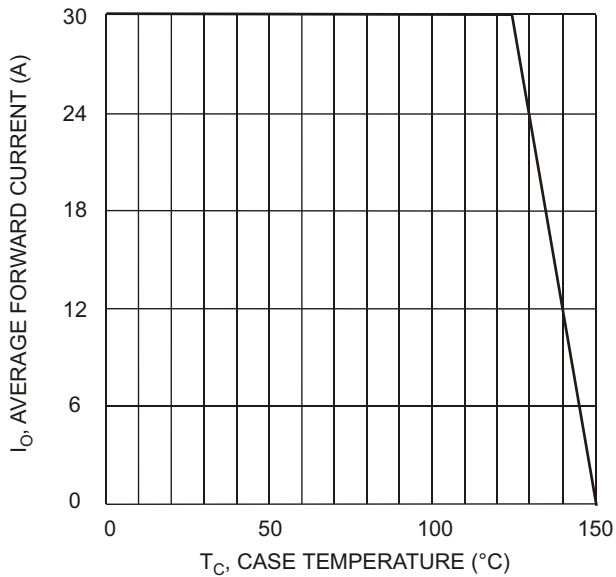


Fig. 1 Forward Current Derating Curve, total device

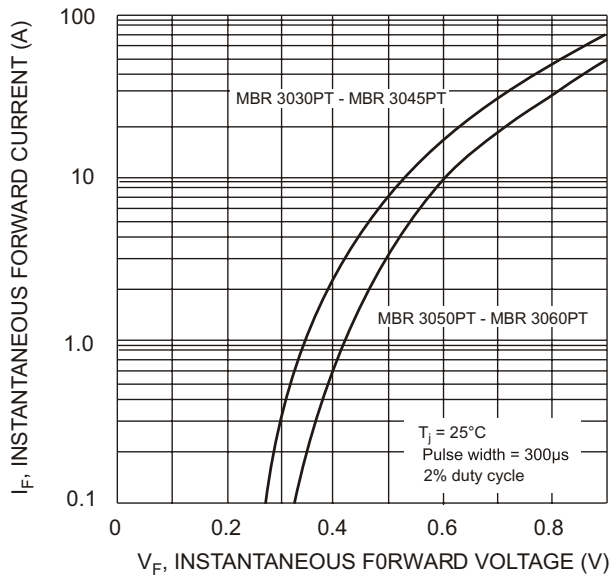


Fig. 2 Typical Forward Characteristics, per element

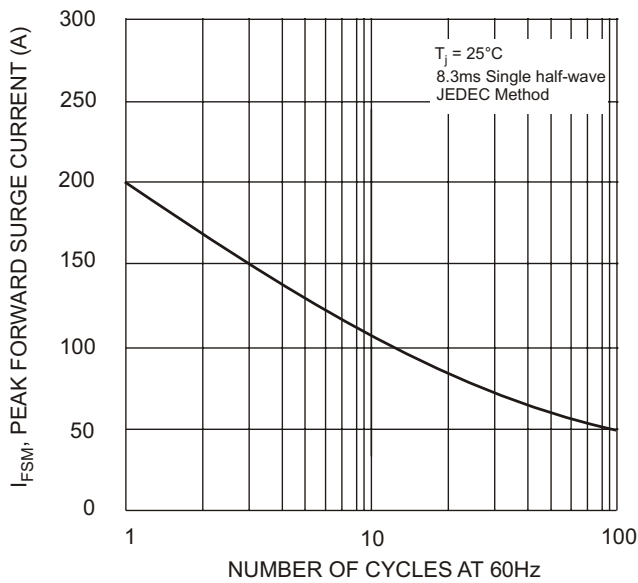


Fig. 3 Max Non-Repetitive Surge Current

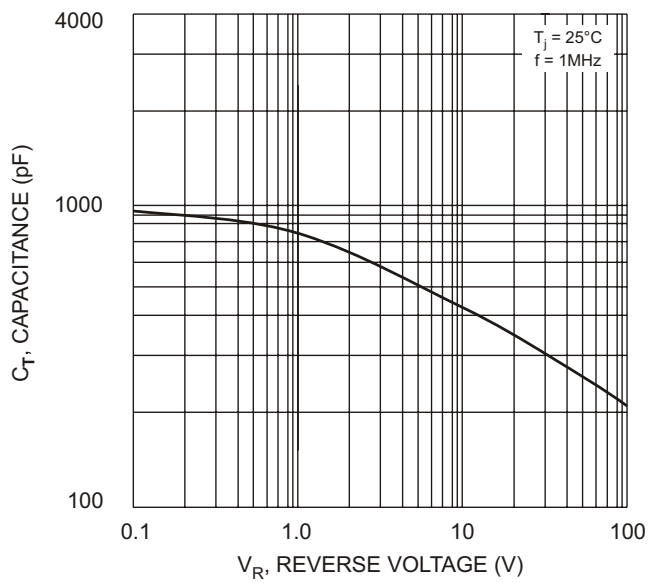


Fig. 4 Typical Total Capacitance

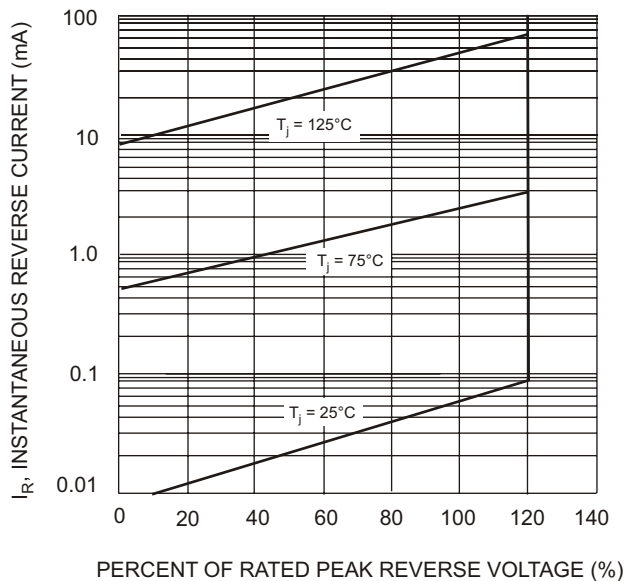


Fig. 5 Typical Reverse Characteristics, per element