

Product data sheet

Miniature connectors

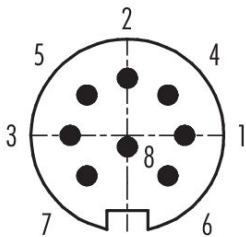
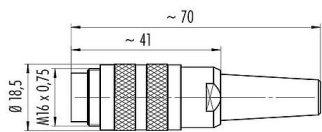


Product description	M16 Male cable connector, Contacts: 8 (08-a), 6.0-8.0 mm, shieldable, crimping (Crimp contacts must be ordered separately), IP40
Area	series 581
Part no.	99 2061 702 08

Illustration

Scale drawing

Contact arrangement (Plug-in side)



You can find the assembly instructions on the next page.

Technical data

General features

Part no.	99 2061 702 08
Connector design	Male cable connector
Type standard	DIN EN 61076-2-106
Version	Connector pin straight
Connector locking system	screw
Termination	crimping (Crimp contacts must be ordered separately)
Degree of protection	IP40
Cross-sectional area	click here for more info
Cable outlet	6.0-8.0 mm
Temperature range from/to	-40 °C / 100 °C
Mechanical operation	> 500 Mating cycles
Weight (g)	26.75
Customs tariff number	85369010
Country of Origin	DE

Electrical parameters

Rated voltage	60 V
Rated impulse voltage	500 V
Rated current	5.0 A
Insulation resistance	$\geq 10^{10} \Omega$
Pollution degree	1
Overvoltage category	I
Insulating material group	III
EMC compliance	shieldable
Shield connection	cable clamp

Product data sheet

Miniature connectors



Product description	M16 Male cable connector, Contacts: 8 (08-a), 6.0-8.0 mm, shieldable, crimping (Crimp contacts must be ordered separately), IP40
Area	series 581
Part no.	99 2061 702 08

Material

Contact body material	PBT (UL94 V-0)
Contact material	depending on crimp contact (accessory)
REACH SVHC	CAS 7439-92-1 (Lead)
SCIP number	6d34be4e-7fad-4dc5-9129-046ed17b3da5

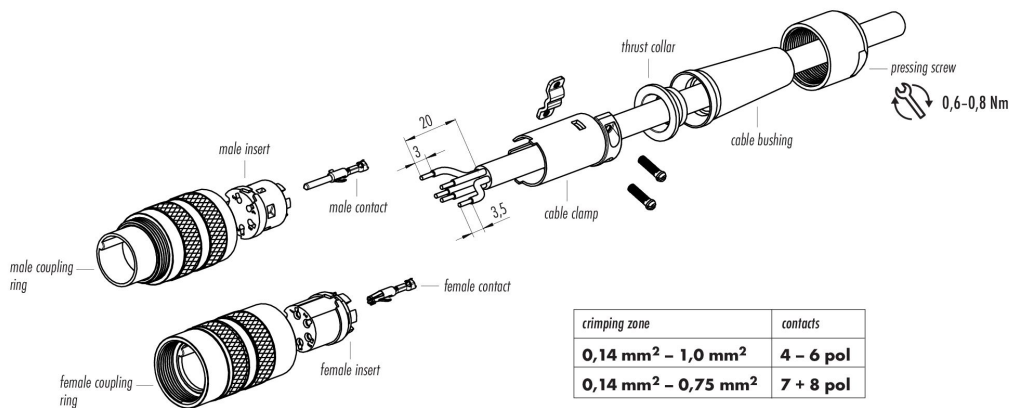
Classifications

eCl@ss 11.1	27-44-01-02
ETIM 9.0	EC002635

Declarations of conformity

Low Voltage Directive	2014/35/EU (EN 60204-1:2018;EN 60529:1991)
-----------------------	--

Assembly instructions



Product description	M16 Male cable connector, Contacts: 8 (08-a), 6.0-8.0 mm, shieldable, crimping (Crimp contacts must be ordered separately), IP40
Area	series 581
Part no.	99 2061 702 08

Security notices

The connector must not be plugged or unplugged under load. Non-observance and improper use can result in personal injury.

The connectors have been developed for applications in plant engineering, control and electrical equipment construction. The user is responsible for checking whether the connectors can also be used in other areas of application.

To protect against unintentional opening of the connector, the thread between the housing and the connector head must be secured with a suitable cyanoacrylate adhesive when used in circuits with voltages dangerous to the touch. This does not apply to connectors used in SELV and PELV circuits according to IEC 61140 (EN 61140, VDE 0140-1).

Connectors which are used in circuits with voltages dangerous to the touch may only be installed and used by, or under the supervision of, persons with electrical engineering training, taking into account the applicable regulations and standards.

The user must take suitable safety precautions to ensure that the connector cannot be accidentally disconnected.

The plug connector is not suitable for mains voltages Please observe the pollution degree and the overvoltage category. For further information, please refer to the download center "Technical Information".

To lock the cable connector with the device connector, the threaded ring is tightened "hand-tight" (approx. 60 cNm).