NUMBER 178296

3rd ANGLE PROJECTION

METRIC

DIMENSIONS IN MILLIMETERS. DO NOT SCALE PRINT

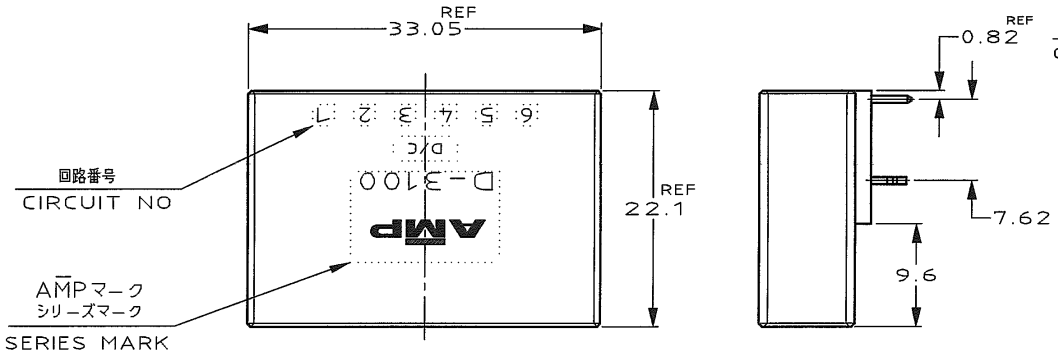


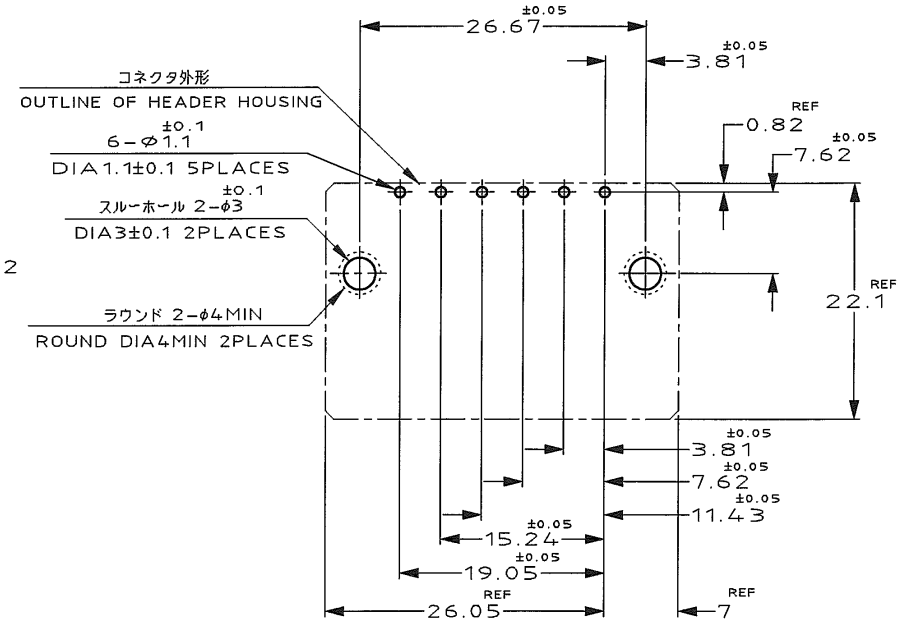


推奨基板取付け穴寸法

PC 基板厚:1.6±0.1
(非累積公差)
(コネクタ搭載面)

RECOMEND PC BOARD HOLE PATTERN

PC BOARD THICKNESS:1.6±0.1
(NOT ACCUMULATE TOLERANCE)
(CONNECTOR MOUNT SIDE)

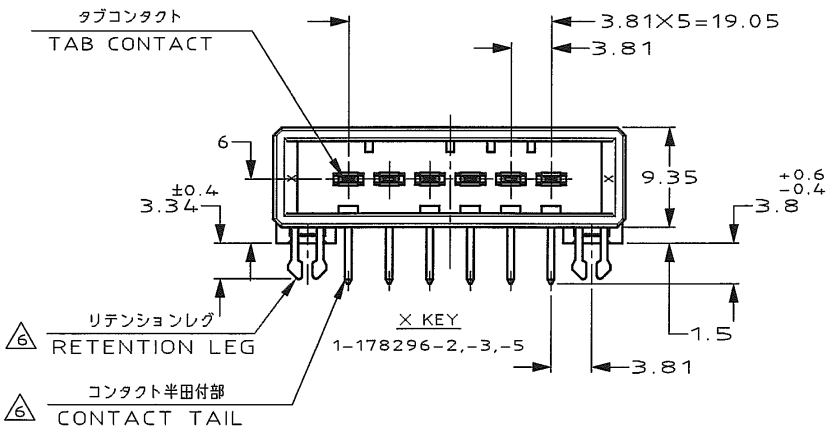


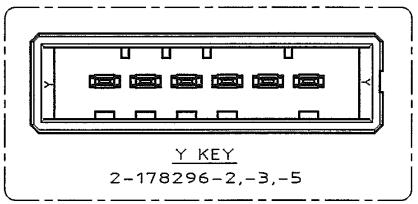


NOTES

1. MATERIAL:HOUSING:GLASS FILED THERMO PLASTIC,POLYESTER(94V-0), COLOR : BLACK
CONTACT:COPPER ALLOY
RETENTION LEG:COPPER ALLOY

2. FINISH(CONTACT AREA):0.38μmMIN GOLD PLATING OVER Ni PLATING

3. FINISH(CONTACT AREA):0.76μmMIN GOLD PLATING OVER Ni PLATING

4. FINISH(CONTACT AREA):2.0 μmMIN TIN PLATED OVER NICKEL

~~5. FINISH(RETENTION LEG): TIN-LEAD PLATED (CONTACT TAIL) OVER NICKEL~~

6. FINISH(RETENTION LEG): TIN PLATED (CONTACT TAIL) OVER NICKEL

7. OBSOLETE PARTS: OBSOLETE CIS STREAMLINING PER D.RENAUD/D.SINISI

注 記

1. 材料: ハウジング: ガラス入り熱可塑性
ポリエステル樹脂(94V-0), 色:黒
コンタクト: 銅合金
リテンションレグ: 銅合金

2. めっき: コンタクト: 全面Ni下地
接触部:0.38μm MIN金めっき

3. めっき: コンタクト: 全面Ni下地
接触部:0.76μm MIN金めっき

4. めっき: コンタクト: 全面Ni下地
接触部:2.0 μm MINスズめっき

~~5. めっき: リテンションレグとコンタクト半田付部 : ニッケル下地の上に半田めっき~~

6. めっき: リテンションレグとコンタクト半田付部
: ニッケル下地の上にスズめっき

| | | |
|---|---|---|
| 6 4 | 1,2-178296-5 | |
| 6 3 | 1,2-178296-3 | OBSOLETE 7 |
| 6 2 | 1,2-178296-2 | |
| (FINISH) | 製品番号 (PART NO.) | |

| LTR | REVISION RECORD | DR | CHK | DATE |
|---|---|---|---|---|
| B2 | REVISED | H.O | N.Y | 14NOV 2014 |
| B1 | REVISED PER -ECO-10-000444 | KK | AEG | JAN10 |
| B | REVISED(FJD0-0039-03) | T S | S.M | 6/2 '03 |
| A | REVISED(FJD0-0114-03) | T S | SM | 25.APR '03 |
| 0 | RELEASED | K I | SM | 1-10 '95 |

Copyright © 1994
AMP(Japan) LTD.
ALL RIGHTS RESERVED.

TE Connectivity

WIRE RANGE: mm²(AWG - )
INSULATION DIA: - mm
MATERIAL: SEE NOTE 注記参照
FINISH: SEE NOTE 注記参照
DR. 22/DEC/'94 K.IKEDA
DE. 22/DEC/'94 K.IKEDA
CHK. 10/JAN/'95 S.MANABE
APP. 10/JAN/'95 S.MANABE

NAME ダイナミック 3100 シリーズ
6 極 ヘッダーアセンブリー(水平タイプ)
6 POS SINGLE ROW
HORIZONTAL HDR ASS'Y FOR DYNAMIC 3100

一般公差 (GENERAL TOLERANCE)
10kgf ; ±0.3
10kgf 30kgf ; ±0.4
30kgf 100kgf ; ±0.5
角度 ; ±3°

SIZE B | LOC J | NUMBER C-178296
SCALE 2-1 | REV B2 | SHEET 1 OF 1

PRINT DIST

AMP-J
REV.10/'83

(CUSTOMER DRAWING) 顧客用図面