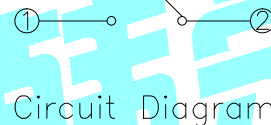
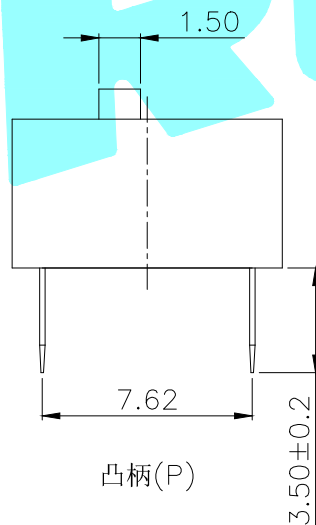
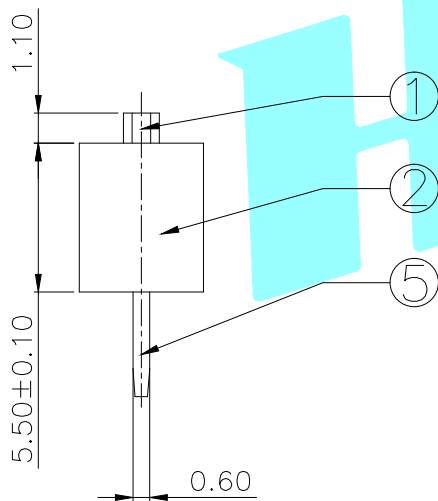
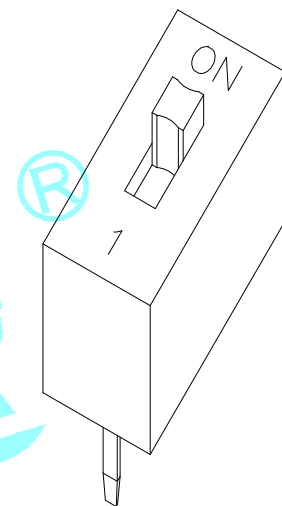


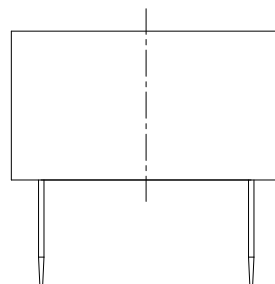
PCB Layout(Pattern Side)



Circuit Diagram



凸柄(P)



短柄(S)

NOTE:

1. Rating: 24V 25mA DC
2. Insulation Resistance: $\geq 100 \text{ M}\Omega$
3. Withstand voltage: AC 500V 1Minute
4. Operating Force Range: 1000gf Max
5. Electrical Life: 2,000 Cycles
6. Operating Temperature range $-20^{\circ}\sim +70^{\circ}\text{C}$
7. Ambient Humidity used: $\leq 85\% \text{RH}$

PART NO.	凸柄(P)	DP-01RP
盖子/红色(R)	短柄(S)	DP-01RS
PART NO.	凸柄(P)	DP-01BP
盖子/蓝色(B)	短柄(S)	DP-01BS

⑤	Gum Water	—		Epikote	Black	—
④	Terminal	—	2	Phosphor bronze	Au Plating	—
③	Base	—	1	PBT	BLACK	—
②	Cover	—	1	PBT	RED/BLUE	—
①	Keystoke	—	1	PBT	WHITE	—
ITEM	PART NAME	TER'NO.	QTY.	MATERIAL	FINISHING	REMARK

APPROVALS		DATE		 ELECTRONICS CO.,LTD			
DRAWN	LIUCAN	2021.3.19					
CHECKED				TITLE: MULTIFUNCTIONAL SWITCHES			
APPROVALS				PART NO. DS-01□□			
TOLERANCES ARE		30~以上	±0.30	ANGLE	UNIT: mm	SCALE: 1:1	PROJ:
		10~30	±0.20				
		5~10	±0.15				
		~ 5	±0.10				
		±2'		DRAWING NO.		SHEET 1 OF 1	

_____	A	_____	NEW	_____	_____	_____
ECN NO.	REV.	DATE.	DESCRIPTION.	CHANGE.	CHECK.	APPRO.