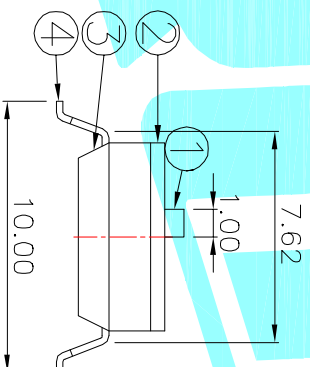
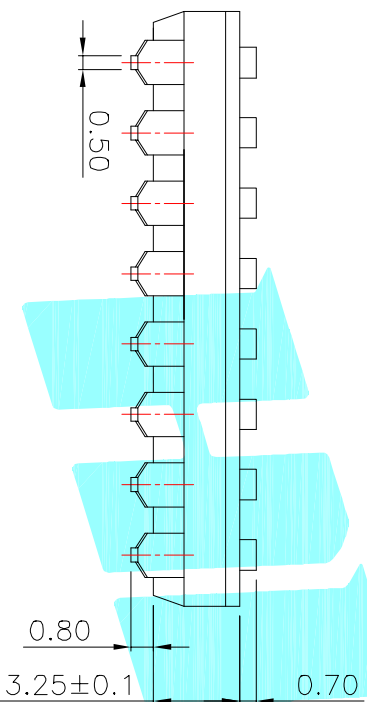
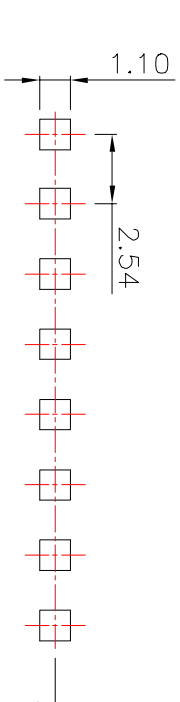


Circuit Diagram



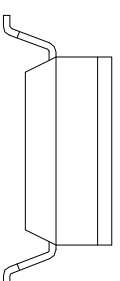
凸柄 (P)



PCB Layout (Pattern Side)

NOTE:

1. Rating: 24V 25mA DC
2. Insulation Resistance: $\geq 100 \text{ M}\Omega$
3. Withstand voltage: AC 500V 1Minute
4. Operating Force Range: 800gf Max
5. Mechanical Life: 1,500 Cycles
6. Operating Temperature range $-20^{\circ}\sim +70^{\circ}\text{C}$
7. Ambient Humidity used: $\leq 85\% \text{RH}$



短柄 (S)

Position(位数)	2P	3P	4P	5P	6P	7P	8P	9P	10P	12P
DIM.A(长径)	6.08	8.62	11.16	13.70	16.24	18.78	21.32	23.86	26.4	31.48
DIM.B(长径)	2.54	5.08	7.62	10.16	12.70	15.24	17.78	20.32	22.86	27.94

PART NO. 1. 柄 (P) EM-02KP EM-03KP EM-04KP EM-05KP EM-06KP EM-07KP EM-08KP EM-09KP EM-10KP EM-12KP
 端子/短柄(S) EM-02KS EM-03KS EM-04KS EM-05KS EM-06KS EM-07KS EM-08KS EM-09KS EM-10KS EM-12KS

ITEM	PART NAME	TER'NO.	QTY.	MATERIAL	FINISHING	REMARK
④	Terminal	---	---	Phosphor bronze	Au Plating	---
③	Base	---	1	PBT	Black	---
②	Cover	---	1	PBT	Black	---
①	Keystroke	---	1	PBT	White	---

APPROVALS	DATE	TITLE
DRAWN Coco.i!	2014/02/13	MULTIFUNCTIONAL SWITCHES



ELECTRONICS CO.,LTD

ECN NO.	REV.	DATE.	DESCRIPTION.	CHANGE.	CHECK.	APPRO.
	A		NEW			

CHECKED	APPROVALS	TOLERANCES ARE	30°以上 ±0.30	10°~30 ±0.20	5°~10 ±0.15	~5 ±0.10	ANGLE	PART NO.	UNIT: mm	SCALE: 1:1	PROJ:	SHEET 1 OF 1
							±2'	EM-0000				