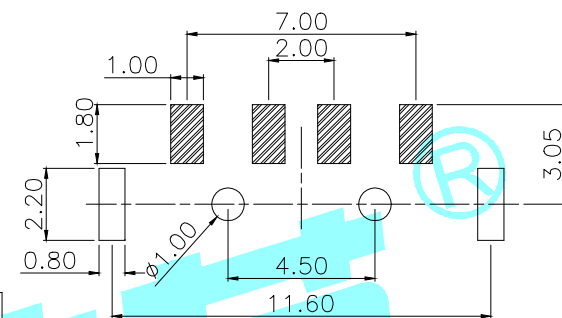
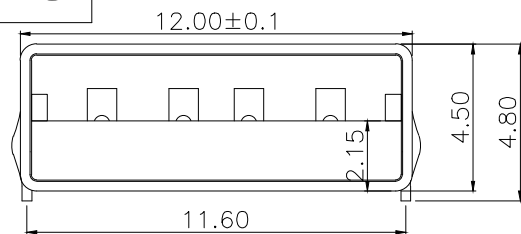
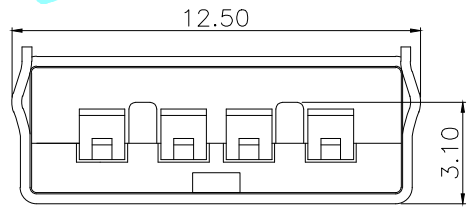
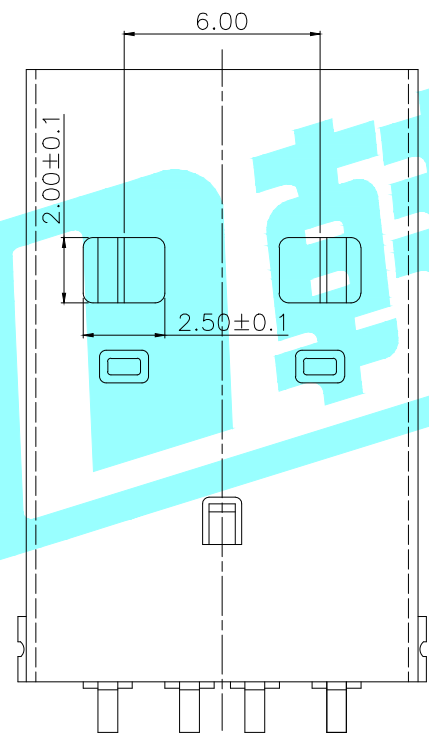
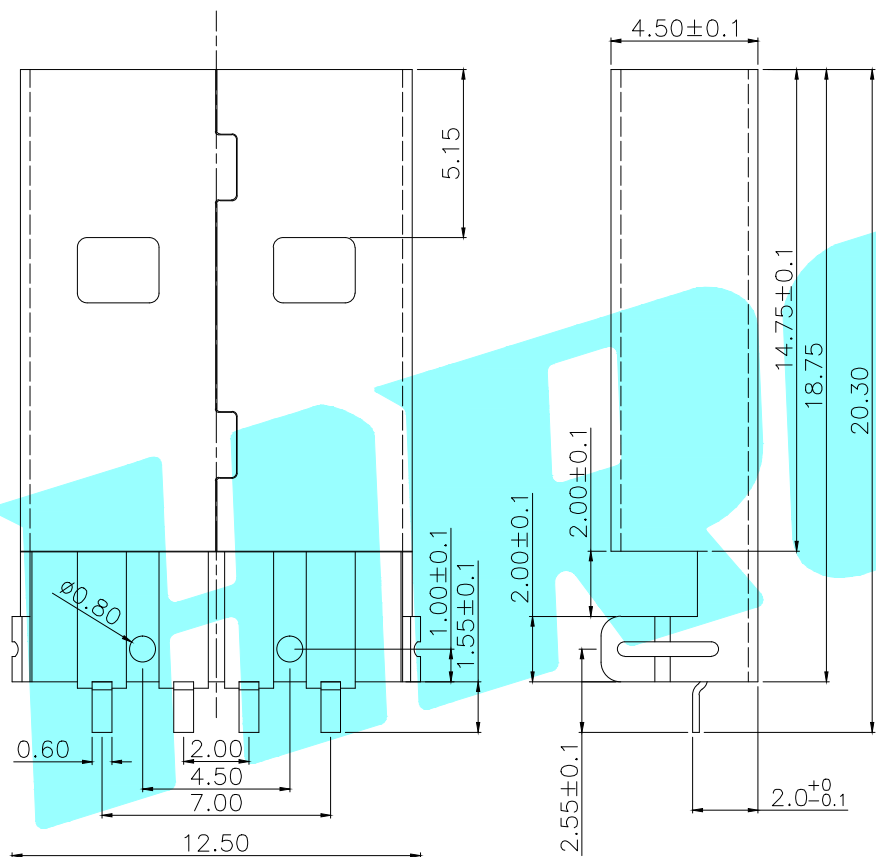


ROHS



PCB Layout



SPECIFICATIONS

1. Rating : DC 30V 1.0A
2. Contact Resistance: $\leq 50m\Omega$
3. Insulation Resistance: $\geq 1000m\Omega$ Min DC250V
4. Operating Temperature Range: $-40^{\circ}C+85^{\circ}C$

PART NO.	
U-G-04WS-W-01	U-G-04WS-W-02
Housing&Black	Housing&White

③	Shell	—	1	SPCC	Ni Plated	—
②	Contact	—	4	Copper Alloy	Ag Plated	—
①	Housing	—	1	PBT	White/Black	—
ITEM	PART NAME	TER'NO.	QTY.	MATERIAL	FINISHING	REMARK

APPROVALS		DATE		HROELECTRONICS CO.,LTD		
DRAWN	JKUN.LU	2014/9/29		ELECTRONICS CO.,LTD		
CHECKED				TITLE: USB CONNECTOR		
APPROVALS				PART NO. U-G-04WS-W-□□		
TOLERANCES ARE	30~以上	±0.30	ANGLE	UNIT: mm	SCALE: 1:1	PROJ:
	10~30	±0.25				
	5~10	±0.20	±2'	DRAWING NO.		SHEET 1 OF 1
	~ 5	±0.15				

ECN NO.	REV.	DATE.	DESCRIPTION.	CHANGE.	CHECK.	APPRO.
—	A	—	NEW	—	—	—