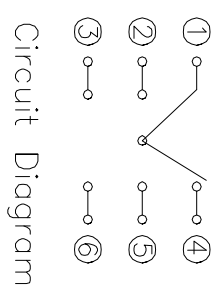
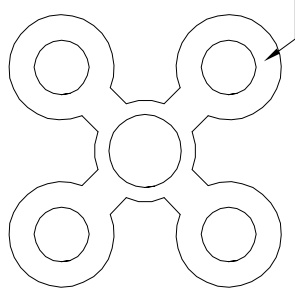
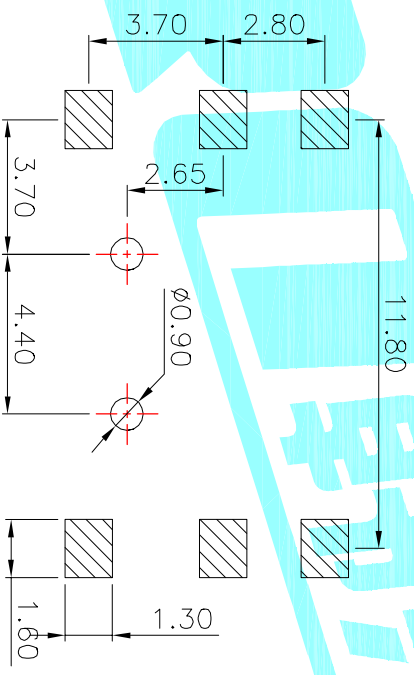


Operating force: 4-Direction 250±80gf
Center push 250±80gf



PCB Layout (Pattern side)



F1	○	○	○	○	○	○
F2	○	○				
F3	○				○	
F4	○			○		
F5	○				○	

ITEM	PART NAME	TER. NO.	QTY.	MATERIAL	FINISHING	REMARK
⑦	Contact	—	5	F.Ag/SUS	—	—
⑥	Terminal	—	6	Brass(0.20t)	Plating silver	—
⑤	Contact gasket	—	1	F.Ag/Cu	—	—
④	Base	—	1	LCP	Black	—
③	Cover	—	1	SUS	—	—
②	Axle sleeve	—	1	LCP	Black	—
①	Keystroke	—	1	PA46	Black	—

APPROVALS	DATE	TITLE
DRAWN J.X.Zhong	2013/7/15	ELECTRONICS CO.,LTD
CHECKED		MULTIFUNCTIONAL SWITCHES
APPROVALS		PART NO. K1-1504SA-03

ECN NO.	REV.	DATE.	DESCRIPTION.	CHANGE.	CHECK.	APPRO.	TOLERANCES ARE	ANGLE	UNIT:	SCALE:	PROJ:	SHEET
	A		NEW				30~0.1±	±0.30	mm	1:1		1 OF 1
							10~0.30	±0.20				
							5~10	±0.15				
							~5	±0.10				