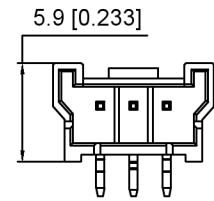
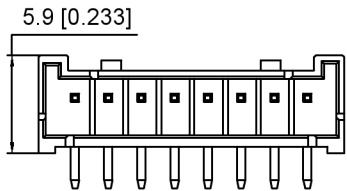


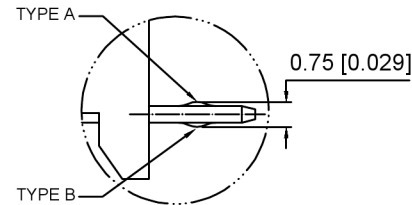
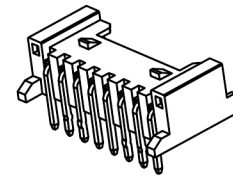
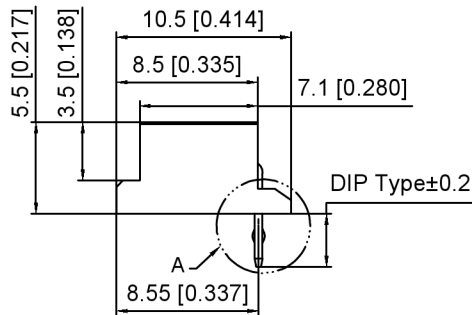
02P~03P Shape
Scale 1:1



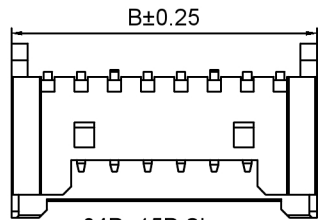
X3535WR-XXC1
Without Kink, With Stand off



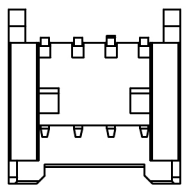
04P~20P Shape
Scale 1:1



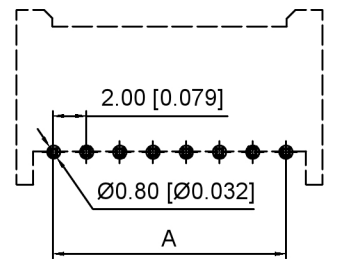
DETAIL A
SECALE 2:1



04P~15P Shape
Scale 1:1



02P~04P Shape
Scale 1:1



Recommended PCB Layout

Specifications:

规格:
Voltage rating:125V AC/DC
额定电压: 125V AC/DC
Current rating:2A AC/DC
额定电流: 2A AC/DC
Withstanding voltage:100V AC/minute
耐受电压: 100V AC/分钟
Temperature range:-40℃~+105℃
温度范围: -40℃~+105℃
Insulation resistance:≥1000MΩ
绝缘电阻: ≥1000MΩ
Contact resistance:≤20mΩ
接触电阻: ≤20mΩ

X3535 W R - XX X - N0 SN



- Series No
- Category:W-Wafer
- Welding Board Angle:R-Straight 90°
- Row No.Pin No:XX-02~16P
- DIP TYPE:
A-DIP=3.2mm,With Kink
B-DIP=2.5mm,With Kink
C-DIP=2.1mm,Without Kink
C1-DIP=2.1mm,Without Kink,With Stand off
D-DIP=3.0mm,With Kink
- Material:N0-PA66 ; 9T-PA9T UL94V-0
- Plating:SN-Bright Tin Plated ; SW-Matte Tin Plated

| poles | Dimensions(mm) | | | poles | Dimensions(mm) | | |
|-------|----------------|-------|-------|-------|----------------|-------|-------|
| | A | B | C | | A | B | C |
| 2 | 2.00 | 7.70 | 5.30 | 9 | 16.20 | 20.50 | 19.60 |
| 3 | 4.00 | 9.70 | 7.30 | 10 | 18.20 | 22.50 | 21.60 |
| 4 | 6.00 | 10.30 | 9.30 | 11 | 20.20 | 24.60 | 23.60 |
| 5 | 8.00 | 12.30 | 10.70 | 12 | 22.20 | 26.60 | 25.70 |
| 6 | 10.00 | 14.30 | 11.30 | 13 | 24.20 | 28.70 | 27.70 |
| 7 | 12.10 | 16.30 | 13.30 | 14 | 26.20 | 30.70 | 29.70 |
| 8 | 14.10 | 18.30 | 15.30 | 15 | 28.30 | 32.80 | 31.60 |

With K to Choose the type(A Or B)

| PIN NO | 1 | 2 | 3 | 4 | 5 | 6 | N-2 | N-1 | N |
|-----------|---|---|---|---|---|---|-----|-----|---|
| 8PIN Over | - | A | B | - | - | - | B | A | - |
| 6PIN | - | A | B | B | A | - | - | - | - |
| 5PIN | A | B | - | B | A | - | - | - | - |
| 4PIN | A | B | B | A | - | - | - | - | - |
| 3PIN | A | B | A | - | - | - | - | - | - |
| 2PIN | A | B | - | - | - | - | - | - | - |

| | | | | |
|------------|-------------------|---------------|---------------|----------------------|
| A-DIP=3.20 | X3535WR-XXA-N0SN | PA66 UL 94V-0 | Brass | X3535H |
| B-DIP=2.50 | X3535WR-XXB-N0SN | | | |
| C-DIP=2.10 | X3535WR-XXC-N0SN | | | |
| C1-DIP=2.1 | X3535WR-XXC1-N0SN | | | |
| D-DIP=3.0 | X3535WR-XXD-N0SN | | | |
| DIP DIM | PART NO | Material | Material(pin) | Suitable XKB Housing |

| | | | |
|------|--|-------------|--|
| DSND | | SCALE: N/A | MODEL TYPE: 2.0mm Crimp Style Connector |
| DWN | | VIEW: | PART NO.: X3535WR-XXX-N0SN |
| CHKD | | UNIT: mm/in | DWG NO.: X-X3535WR-XXX-N0SN |
| APPD | | SIZE: A4 | |



XKB INDUSTRIAL PRECISION CO., LIMITED

广东星坤科技股份有限公司

| MARK | REVISIONS | DATE | REVISED | APPROVED |
|------|-----------|------|---------|----------|
| Δx | | | | |
| Δx | | | | |
| Δx | | | | |

文件工程章

UNSPECIFIED TOLERANCES

| | |
|-------------|------|
| ANGLAR | ±5° |
| L ≤ 4 | ±0.2 |
| 4 < L ≤ 16 | ±0.3 |
| 16 < L ≤ 63 | ±0.4 |
| L > 63 | ±0.5 |

www.helloxkb.com www.helloxkb.cn www.xk-dg.cn

WEIGHT SHEET REVISION
1/1 A0