

特征 Features

1-7瓦	1-7watts
精度±5% , ±2%和±1%	Tolerance ±5%, ±2% and ±1%
电阻温度系数低至±40ppm/°C	TCR down to ±40ppm/°C
可焊性好	Excellent Solderability
大功率	High power
符合RoHS、REACH要求	RoHS and REACH compliant
特殊规格可以订做	Customizable



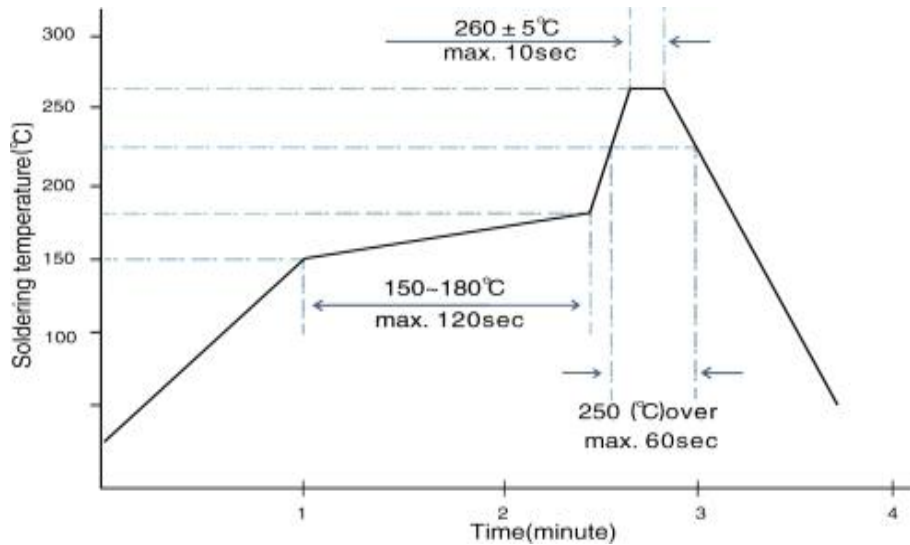
标准电气规范 Standard Electrical Specifications

采样电阻 (JSR) 线厚宽、常规跨距及可选阻值 (mΩ) 对照表 Type Data

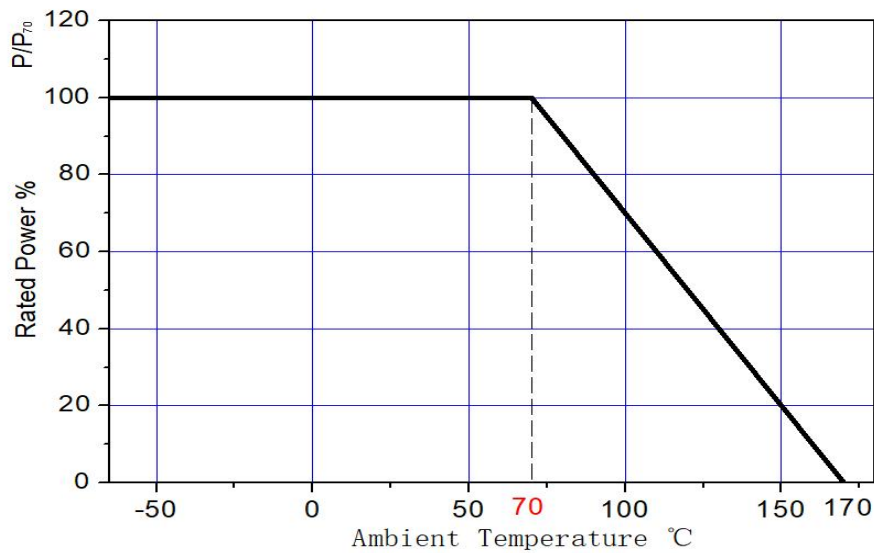
线厚宽 /mm	过电流 /A	跨距及对应阻值范围 (mΩ)					材料 Materials	TCR /ppm/°C
		10	15	20	25	30		
1.3×3.5	30	2.5~7	2.8~7.6	3.6~8.4	4~8.8	4.4~9	Constantan	±40
1.1×3.3	30	2~5.5	2.5~6	3~6.5	3.5~7	4~7.5	Copper-Nickel	±200
	25.5	7~20	8~20	10~23	10~23	13~25	NiCr	±120
1.1×2.8	28	3~9	3.5~10	4.5~10	5~11	5.5~11	Constantan	±40
	25.5	2.4~6.5	3~7	3.5~7.7	4.2~8.2	4.8~8.8	Copper-Nickel	±200
0.9×2.7	19	5~14	6~15	7.5~15	8.5~16	10~17.5	Constantan	±40
0.85×2.4	15	5~16	6~17	7.5~18	9~19	10~20	Constantan	±40
0.8×3.3	20	4~12	5~13	6~14	7~15	8~16	Constantan	±40
0.8×3.3	19	9~27	11~28	14~31	15~32	18~36	NiCr	±120
0.6×2.4	11.5	9~22	10~24	12~25	13~26	15~28	Constantan	±40
0.6×2.4	10	21~48	24~53	27~56	30~57	35~62	NiCr	±120
0.5×3.3	13	6~20	8~22	9~23	11~24	12~26	Constantan	±40
0.5×3.3	11	14~44	16~47	20~50	23~53	27~58	NiCr	±120
0.4×3.3	10	8~25	10~27	12~29	14~31	16~33	Constantan	±40
0.4×3.3	9	21~56	25~60	29~65	33~69	38~74	NiCr	±120
0.4×2.4	7.5	13~35	15~37.5	17.5~40	20~42	23~45	Constantan	±40
0.4×2.4	7	29~78	34~84	40~90	45~95	51~101	NiCr	±120
0.36×2.4	6	28~80	33~87	40~94	48~100	55~107	NiCr	±120
0.3×3.3	8	9~43	12~46	14~48	16~50	19~53	Constantan	±40
0.3×3	7	10~45	13~50	15~53	18~56	21~58	Constantan	±40

产品性能 Functional Performance

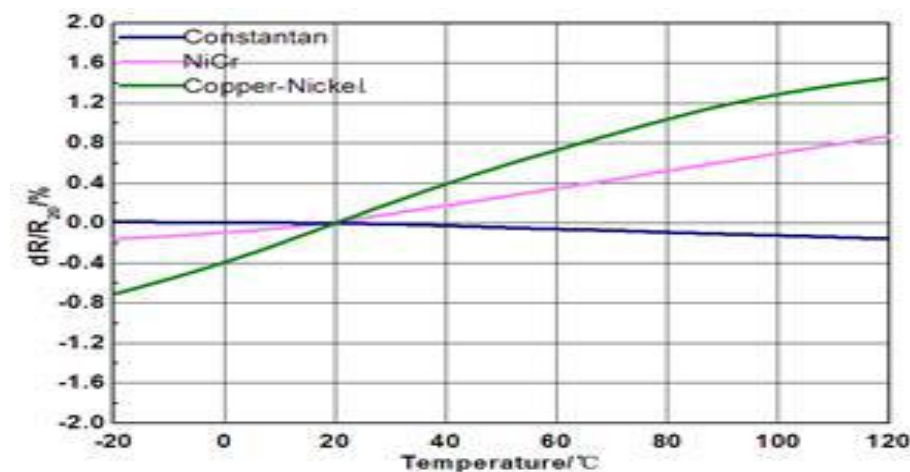
回流焊温度曲线
Solder Reflow Temperature Condition



降功率曲线 Power Derating Curve



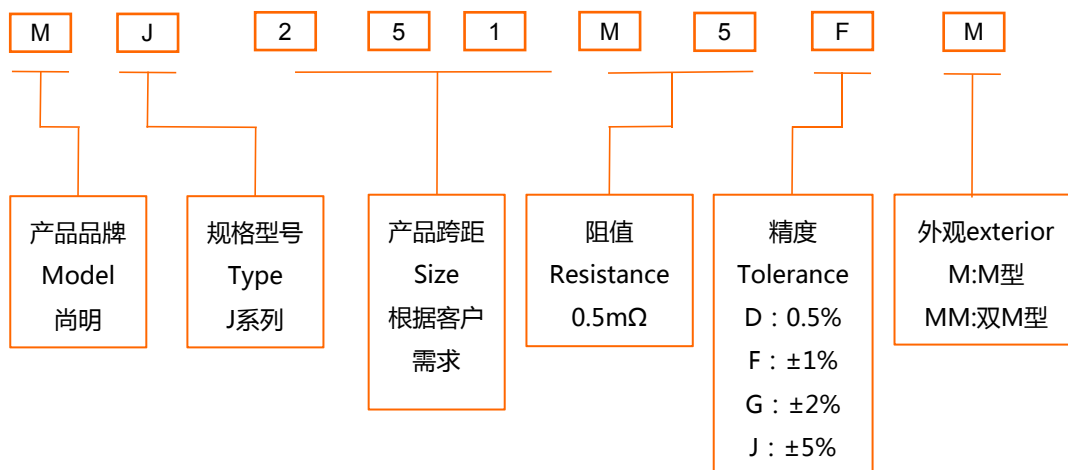
温度系数曲线 TCR Derating



耐久性测试 Endurance Test

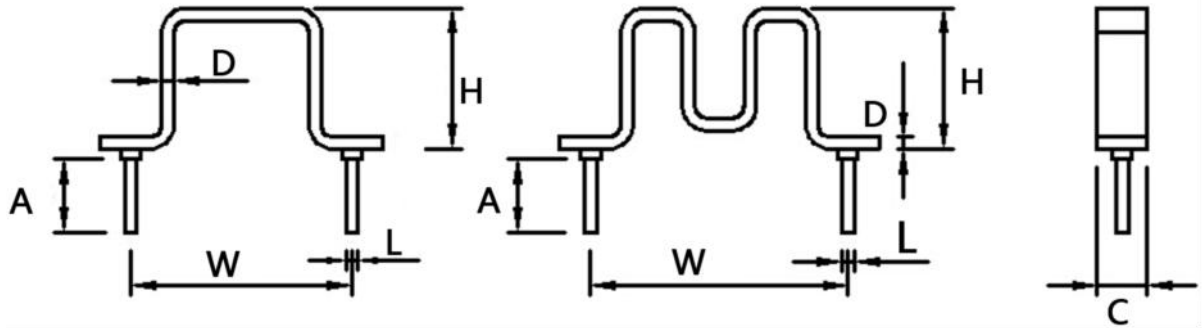
Items	Additional Requirements	Reference	Limits
Operational Life	70±2°C, 1000h Rated voltage (90 min ON, 30 min OFF)	MIL-STD-202 Method 108	±1%
Biased Humidity	1000hrs 85°C/85%RH. Note:Specified conditions:10% of operating power.	MIL-STD-202 Method 103	±1%
Temperature Cycling	1000 Cycles(-55°C to +125°C)	JESD22 Method JA-104	±1%
Solderability	245°C±5°C,5s±0.5s	J-STD-002C	95% Coverage Minimum
Short Time Overload	5×Rated power for 5 s	MIL-STD-202 Method 301	±1%
Resistance to Soldering Heat	260°C±5°C , 10s±1s	MIL-STD-202 Method 210	±0.5%
Vibration	(10 - 2000 Hz) ,5 g's for 20 min, 12 cycles each of 3axis.	MIL-STD-202 Method 204	±0.5%
Terminal strength	Line thickness > 0.5mm, 13kg/10sec. Car application rules Line thickness > 0.5mm, 10kg/10sec . Non-vehicle application Line thickness ≤ 0.5mm, pull through flat wire shall prevail.		±1%

产品型号说明 Part Number Description



标准尺寸规格 Standard Size

C/mm	W/mm	H/mm	A/mm	L/mm
2.4~3.3	10~35	7.5~30	4.5±0.2	0.8/1.0±0.1



订货请提供：

- 1.跨距“W”
- 2.高度范围“H”
- 3.阻值和额定功率

NOTE:

Contact YeZhan for:

- 1.Variations of “W”
- 2.Variations of “H”
- 3.Value and rated power

包装Packaging

散装，内外双包装 Bulk，Internal And External Package