


特征 Features

- 阻值范围 Resistance value: 0~500mΩ
- 精度 Tolerance: ±1%、±2%、±5%
- 功率 Power: 1W、2W、3W
- 温度系数 Temperature coefficient : ±350ppm/°C、±100ppm/°C、±50ppm/°C
- 推荐工作温度范围 Recommended operating temperature range: -55°C~170°C
- 定做特殊规格 Customized special specification size



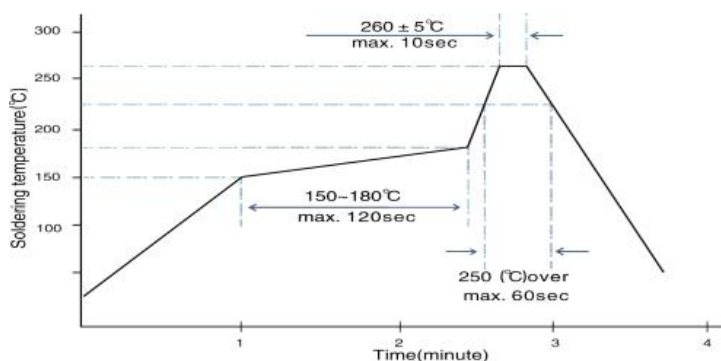
标准电气规范 Standard Electrical Specifications

系列 Type	尺寸 Size	功率Rated Power(W) P70°C	阻值 Resistance/mΩ	温漂 TCR①(ppm/°C)	精度 Resistance Tolerance (%)	工作温度 Operating Temperature(°C)
Y	1206	1	*1~4	±350	F: ±1% G: ±2% J: ±5% Z: 0mΩ	-55°C~170°C
			*4~100	±50		
	2512	2、3	*0.5~1.5	±350		
			*1.5~500	±50		
	2512-K	2、3	*0.5~1	±350		
			*1~4	±50		

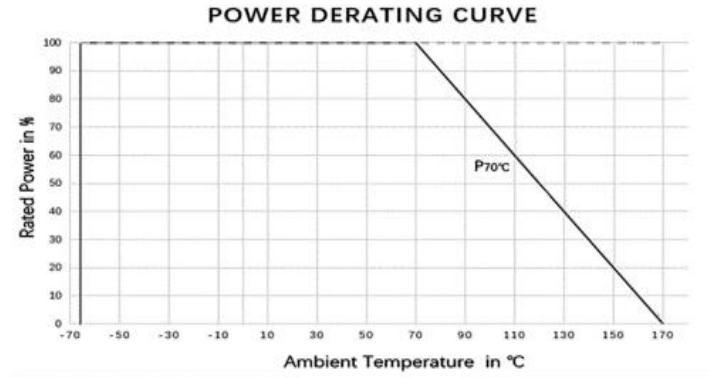
* Short Time Overload were tested with 2.5×Rated power for 10 s ① TCR (ppm/°C) : Test was conducted from 20°C to 120°C while 20°C worked as the reference.

产品性能 Functional Performance

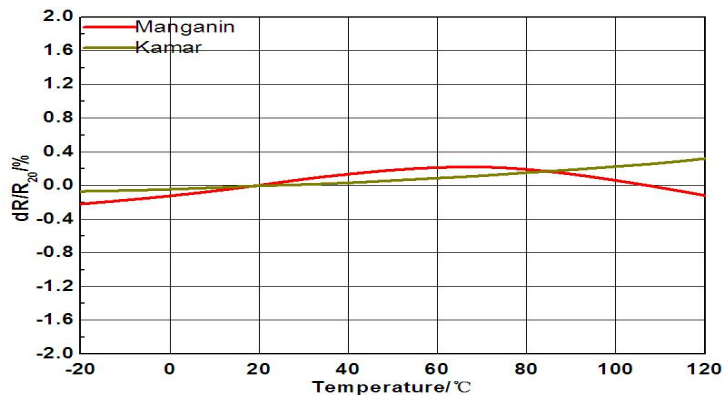
回流焊温度曲线 Solder Reflow Temperature Condition



降功率曲线 Power Derating Curve



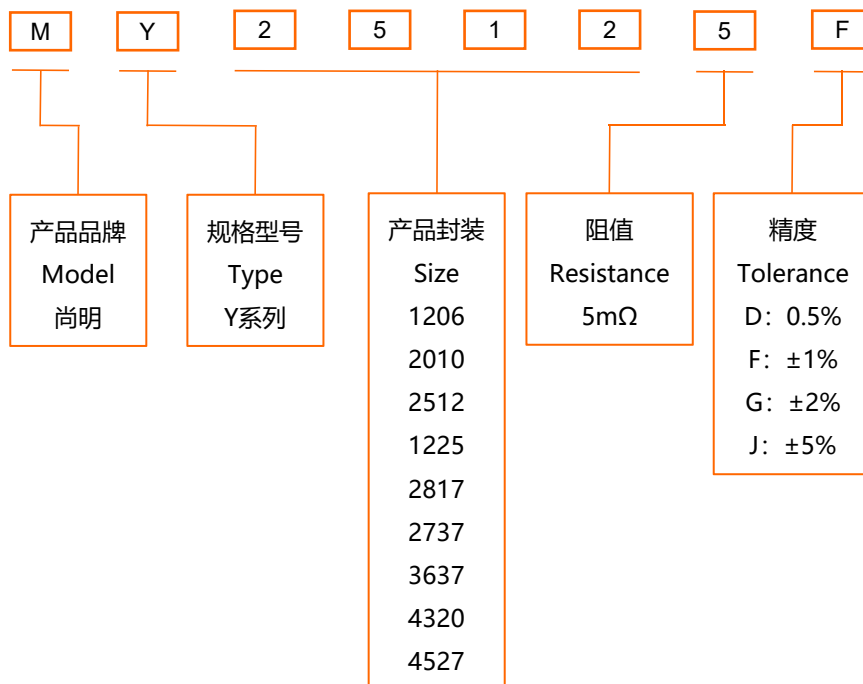
温度系数曲线 Temperature Coefficient of Resistance Curve



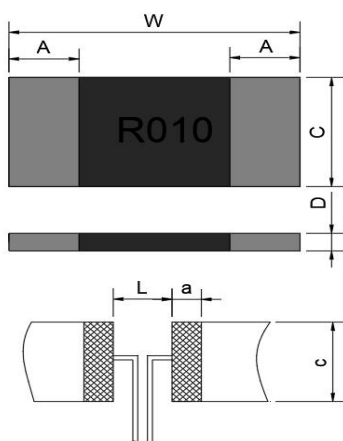
工作特性 Performance Characteristics

Items	Additional Requirements	Reference	Limits
Temperature Cycling	1000 Cycles(-55°C to +125°C) Measurement at 24±2hours after test conclusion	JESD22Method JA-104	±0.5%
High Temperature Exposure	.Measurement at 24±2hours after test conclusion	MIL-STD-202Method 108	±0.5%
Moisture Resistance	t=24hrs/cycle.Note:Steps 7a & 7b not required. Unpowered.Measurement at 24±2hours after test conclusion	MIL-STD-202Method 106	±0.5%
Biased Humidity	1000hrs 85°C/85%RH. Note:Specified conditions:10% of operating power.Measurement at 24±2hours after test conclusion	MIL-STD-202Method 103	±0.5%
Operational Life	Condition D Steady State TA=125°C at rated power.Measurement at 24±2hours after test conclusion	MIL-STD-202Method 108	±0.5%
Solderability	235°C±5°C, 2s±0.5s	J-STD-202	95% Coverage Minimum
Vibration	5 g's for 20 min, 12 cycles each of 3 orientations.Note: Use 8"X5" PCB .031" thick 7 secure points on one long side and 2 secure points at corners of opposite sides. Parts mounted within 2" from any secure point. Test from 10-2000 Hz.Measurement at 24±2hours after test conclusion	MIL-STD-202Method 204	±0.5%
Resistance to Soldering Heat	260°C±5°C, 10s±1s Measurement at 24±2hours after test conclusion	MIL-STD-202Method 210	±0.5%
Short Time Overload	5×Rated power for 5 s Measurement at 24±2hours after test conclusion	MIL-STD-202Method 201	±0.5%
Thermal Shock	-55°C/+ 125°C, 300 Cycles, Maximum transfer time 20s, Dwell time 15min.	MIL-STD-202Method 107	±1%

产品型号说明 Part Number Description



尺寸 Dimensions



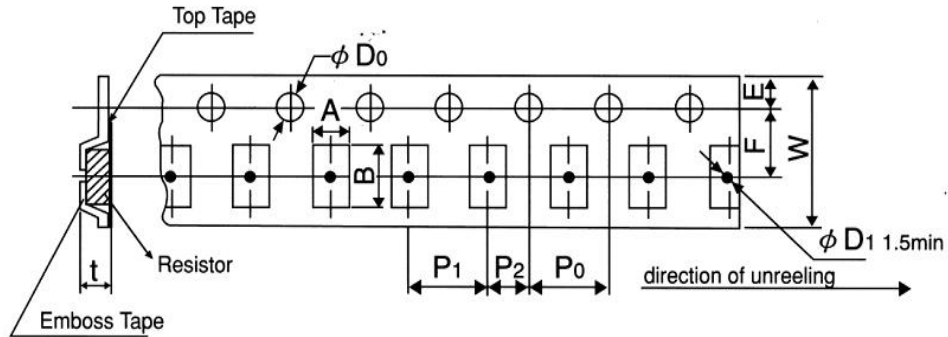
Size	Resistance	$W \pm 0.2$	$C \pm 0.2$	$A \pm 0.2$	$D \pm 0.1$	L	a	c
Y1206	5~20	3.2	1.6	0.6	0.8	1.6	1.7	1.8
Y2010	0.5~0.9	5	2.5	1.3	0.8	2.1	2.1	3.5
	1~100			0.6		3.6	1.5	
Y2512	0.5	6.35	3.2	2.3	0.8	1.5	3.4	4
	0.6~1			2		2.1	3.1	
	1			0.9		4.1	2.1	
Y1225	1~3	3.2	6.4	0.6	0.8	2.3	1	7
	1~4	7.1	4.3	1.2	0.8	3.5	2.7	5.2
	5~200							
Y2728	1	6.8	7.2	1.2	1.0	4.5	3.0	7.8
	2~150				0.8			
Y3637	1~200	9.14	9.4	2.2	0.8	4.5	3.0	9.9
Y4320	5~150	11.0	5.0	2.36	0.8	5.4	3.9	5.6
Y4527	1~200	11.6	6.9	2	1.0	8.0	3.4	8.7

包装方式 Embossed Plastic Tape Specifications

储藏条件 Storage Conditions: Temperature:5°C~35°C, Humidity:40%~75%

包装数量 Number of Package

3000个/盘 3000 Pieces / Package



Type	A±2	B±2	W±0.3	F±0.1	E±0.1	P1±0.1	P2±0.1	P0±0.1	D0±0.1	t±0.2	Qty/reel
Y1206	2.0	3.6	8	3.5	1.7	4	2.0	4.0	Φ1.5	0.84	3000
Y2010	2.75	5.5	12	5.5	1.75	4	2	4	Φ1.5	0.82	3000
Y2512	3.6	6.9	12	5.5	1.75	4	2.0	4.0	Φ1.5	1.2	3000
Y1225	3.6	6.9	12	5.5	1.75	4	2.0	4.0	Φ1.5	1.2	3000
Y2817	4.8	7.2	16	7.5	1.75	6	2.0	4.0	Φ1.5	1.2	1500
Y2728	7.2	7.7	16	5.5	1.75	8	2.0	4.0	Φ1.5	1.2	1000
Y3637	9.8	9.6	24	11	1.75	12	2.0	4.0	Φ1.5	1.2	3000
Y4320	5.3	11.3	24	11.5	1.75	12	2.0	4.0	Φ1.5	1.2	3000
Y4527	7.4	11.8	24	11.5	1.75	12	2.0	4.0	Φ1.5	2.3	3000