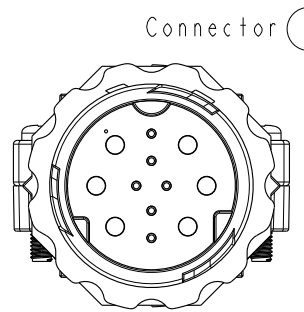
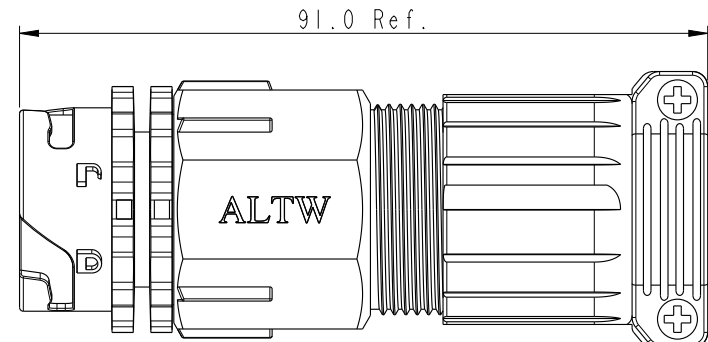
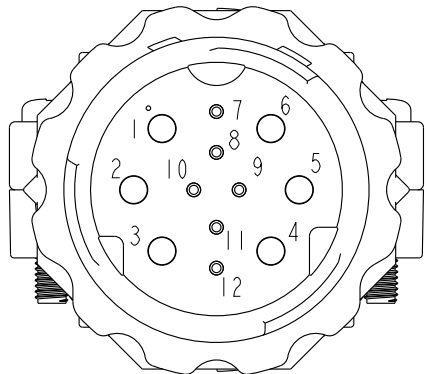
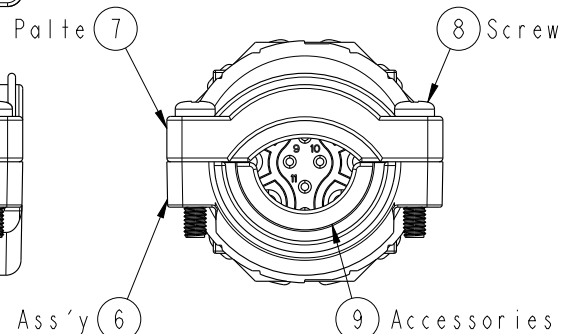
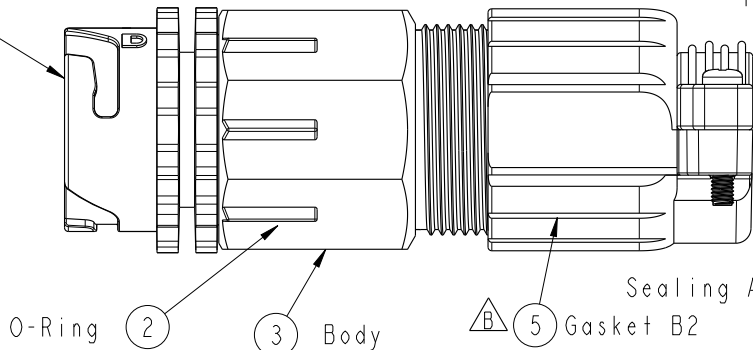


THIS DOCUMENT IS SUBJECT TO CHANGE WITHOUT NOTICE. IT IS CONFIDENTIAL AND A PROPERTY OF Amphenol LTW. DISCLOSURE TO THIRD PARTY HAS TO BE AUTHORIZED BY Amphenol LTW.

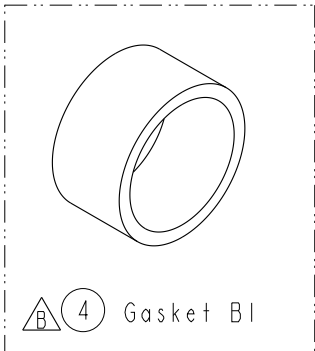
REV.	ECN NO.	DATE	SIGN	DESCRIPTION
B	LEN1430006	2014-02-27	Yulong_wang	Change the Ball




Connector ①



Pin Assignments
Front View



④ Gasket B1



- Note:
- * \varnothing Important Dimension To Check.
 - * Waterproof Rate : IP67
 - * Connector: PPE , Black
 - * Male Pin: Brass, Tin Plate, For 20A
 - * Male Pin: Brass, Gold Plated, For 2A
 - * Rated Voltage: 250V rms
 - * Recommended Gauge: 20A: 12AWG
2A: 22AWG~24AWG
 - * Lock Nut: PPE, Black
 - * O-Ring & Gasket: Silicone, Gray
 - * Cable OD Max: B1: \varnothing 10~ \varnothing 14.5mm
B2: \varnothing 14.5~ \varnothing 19mm
 - * Screw of Salt Spray Test : 720 hours.
 - * Accessories: PP, Black, Use for Cable OD 10~14mm
 - * One Set assembled and Gasket (B1) in one PE Bag

UNIT: mm		
TOLERANCE	.X ±0.25	
.XX	±0.1	
.XXX	±0.05	
ANGLES	±1°	

TITLE Power Assy Lock 12Pin M Con M Pin			
SCALE 1:1	SIZE A4	SHEET 1 OF 1	
REV. B	WC-REV. B.2	Ⓞ: Inspection item	

Amphenol LTW
安費諾亮泰企業股份有限公司

ITEM NO. PWCU-12BMMA-TL7001	DRAWN BY Yulong_wang	DATE 2014-02-27
DWG NO. PWCU-12BMMA-TL7001	CHECKED BY Tony	DATE 2014-02-27
CUSTOMER ALTW	APPROVED BY Victor	DATE 2014-02-27

DATE 2014-02-27
DATE 2014-02-27
DATE 2014-02-27